

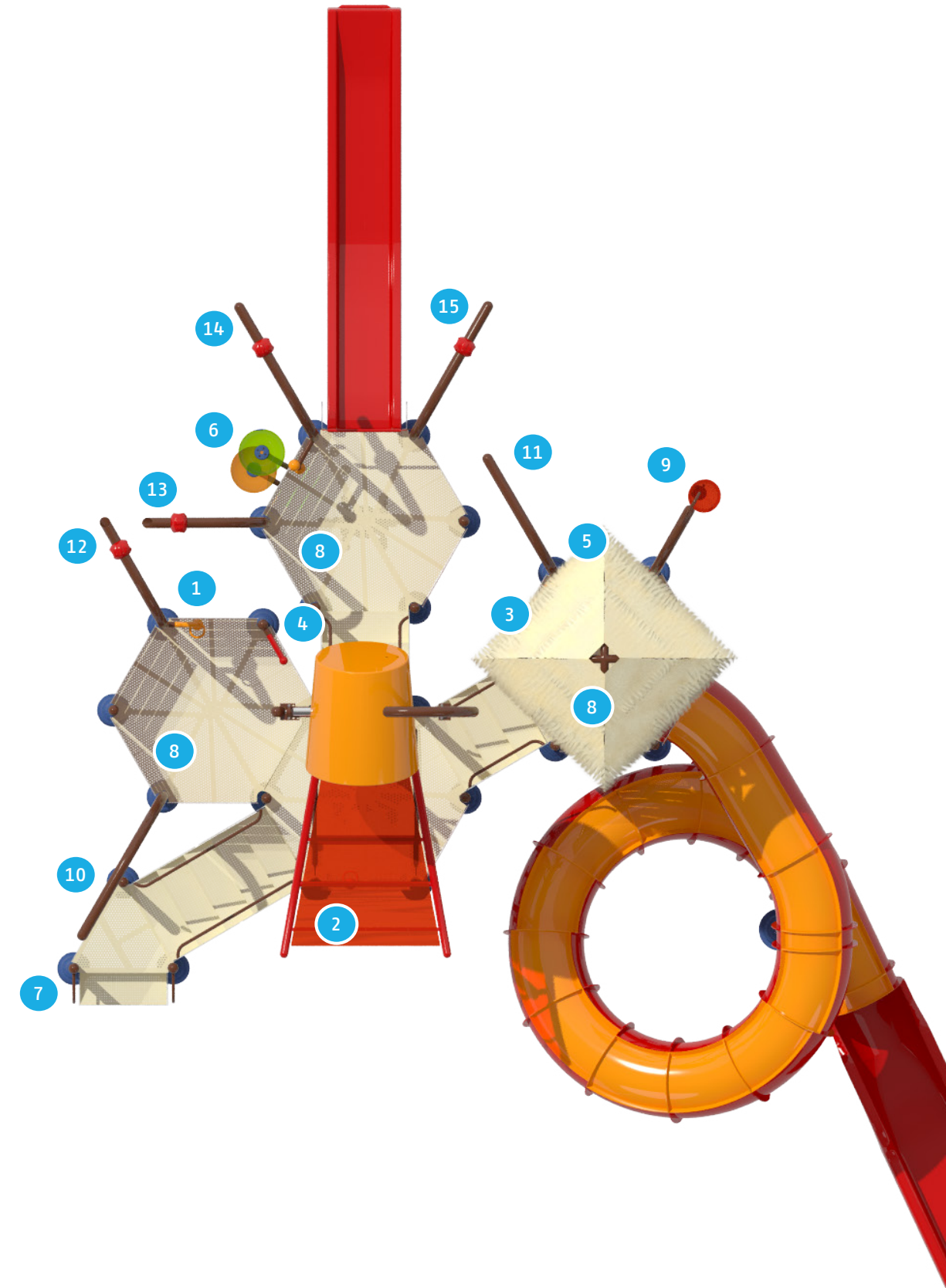


**ELEVATIONS™ L5-1500b**  
VIEW 1




# POOLPLAY® COMPONENTS

#	ITEM	QTY	GPM	LPM	CHOICE	RAL 4006	RAL 3000	RAL 2011	RAL 1017	RAL 1023	RAL 6029	RAL6018	RAL 6025	RAL 6021	RAL 6019	RAL 6027	RAL 5024	RAL 5012	RAL 5017	RAL 5003	RAL 8024	RAL 9003	RAL 1015	RAL 7040	RAL 9017	Sparkle	Custom					
<b>INTERACTIVE WATER PLAY FEATURES</b>																																
1	Orb Spray No2	1	20	76	Paint:	●	●	●	●	●	●	●	●	●	●	●	●	●	●	●	●	●	●	●	●	●	●	●				
2	Orb Spray No2	1	20	76	Paint:	●	●	●	●	●	●	●	●	●	●	●	●	●	●	●	●	●	●	●	●	●	●	●	●			
3	Orb Spray No2	1	20	76	Paint:	●	●	●	●	●	●	●	●	●	●	●	●	●	●	●	●	●	●	●	●	●	●	●	●			
4	Spray Bar No1	1	10	38	Paint:	●	●	●	●	●	●	●	●	●	●	●	●	●	●	●	●	●	●	●	●	●	●	●	●			
5	Spray Bar No1	1	10	38	Paint:	●	●	●	●	●	●	●	●	●	●	●	●	●	●	●	●	●	●	●	●	●	●	●	●			
6	Flow Play No1	1	20	76	Combination 1	●														●												
					Combination 2		●		●																							
					Combination 3	●			●																							
					Combination 4	●																	●									
					Combination 5	●	●																									
<b>TOTAL INTERACTIVE FEATURES</b>		<b>6</b>	<b>100</b>	<b>378</b>																												
<b>WATER PLAY FEATURES</b>																																
7	Aquadome	1	20	76	n/a																											
8	Deck Geysers	3	30	113	n/a																											
9	Dumping Bell	1	20	76	Post Paint:	●	●	●	●	●	●	●	●	●	●	●	●	●	●	●	●	●	●	●	●	●	●	●	●			
					Seeflow™:	●		●															●									
10	Seven Falls	1	40	151	Paint:	●	●	●	●	●	●	●	●	●	●	●	●	●	●	●	●	●	●	●	●	●	●	●	●			
11	Plux Water Wall	1	45	170	Paint:	●	●	●	●	●	●	●	●	●	●	●	●	●	●	●	●	●	●	●	●	●	●	●	●			
12	Plux Pipe Fall	1	45	170	Paint:	●	●	●	●	●	●	●	●	●	●	●	●	●	●	●	●	●	●	●	●	●	●	●	●			
13	Plux Pipe Fall	1	45	170	Paint:	●	●	●	●	●	●	●	●	●	●	●	●	●	●	●	●	●	●	●	●	●	●	●	●	●		
14	Plux Water Fall	1	45	170	Paint:	●	●	●	●	●	●	●	●	●	●	●	●	●	●	●	●	●	●	●	●	●	●	●	●	●		
15	Plux Water Fall	1	45	170	Paint:	●	●	●	●	●	●	●	●	●	●	●	●	●	●	●	●	●	●	●	●	●	●	●	●	●		




# POOLPLAY® COMPONENTS

#	ITEM	QTY	GPM	LPM	CHOICE	RAL 4006	RAL 3000	RAL 2011	RAL 1017	RAL 1023	RAL 6029	RAL6018	RAL 6025	RAL 6021	RAL 6019	RAL 6027	RAL 5024	RAL 5012	RAL 5017	RAL 5003	RAL 8024	RAL 9003	RAL 1015	RAL 7040	RAL 9017	Sparkle	Custom				
16	Supersplash	1	40	151	Post Paint:	●	●	●	●	●	●	●	●	●	●	●	●	●	●	●	●	○	●	●	●	●	●				
					Bucket Paint:	●	●	●	●	●	●	●	●	●	●	●	●	●	●	●	●	○	●	●	●	●	●	●			
					Seeflow™:	●	●	●	●	●	●	●	●	●	●	●	●	●	●	●	●	○	●	●	●	●	●	●			
					Roof Paint:	●	●	●	●	●	●	●	●	●	●	●	●	●	●	●	●	●	○	●	●	●	●	●			
17	Thatched Shade Roof	1	40	151	Post Paint:	●	●	●	●	●	●	●	●	●	●	●	●	●	●	●	●	○	●	●	●	●	●	●			
<b>TOTAL FEATURES</b>		<b>13</b>	<b>415</b>	<b>1568.7</b>																											
<b>WATERSLIDES</b>																															
18	Closed Flume Waterslide	1	100	378	Top Fiber:	●	●	●	●	●	●	●	●	●	●	●	●	●	●	●	●	●	○	●	●	●	●	●			
					Bottom Fiber:	●	●	●	●	●	●	●	●	●	●	●	●	●	●	●	●	●	○	●	●	●	●	●	●		
19	Kiddie Runout (32-48)	1	30	113	Fiber:	●	●	●	●	●	●	●	●	●	●	●	●	●	●	●	●	○	●	●	●	●	●	●			
<b>TOTAL SLIDES</b>		<b>2</b>	<b>130</b>	<b>491</b>																											
<b>GLOBAL FLOW</b>		<b>21</b>	<b>645GPM</b>	<b>2438.1LPM</b>																											



# POOLPLAY® COMPONENTS

STRUCTURES COMPONENTS	QTY	GPM	LPM	CHOICE	RAL 4006	RAL 3000	RAL 2011	RAL 1017	RAL 1023	RAL 6029	RAL6018	RAL 6025	RAL 6021	RAL 6019	RAL 6027	RAL 5024	RAL 5012	RAL 5017	RAL 5003	RAL 8024	RAL 9003	RAL 1015	RAL 7040	RAL 9017	Sparkle	Custom			
A Entry 64"	1	n/a	n/a	Deck Paint:	<input type="checkbox"/>	<input type="checkbox"/>	<input type="checkbox"/>	<input type="checkbox"/>	<input type="checkbox"/>	<input type="checkbox"/>	<input type="checkbox"/>	<input type="checkbox"/>	<input type="checkbox"/>	<input type="checkbox"/>	<input type="checkbox"/>	<input type="checkbox"/>	<input type="checkbox"/>	<input type="checkbox"/>	<input type="checkbox"/>	<input type="checkbox"/>	<input type="checkbox"/>	<input type="checkbox"/>	<input type="checkbox"/>	<input type="checkbox"/>	<input type="checkbox"/>	<input type="checkbox"/>	<input type="checkbox"/>		
				Handrail Paint:	<input type="checkbox"/>	<input type="checkbox"/>	<input type="checkbox"/>	<input type="checkbox"/>	<input type="checkbox"/>	<input type="checkbox"/>	<input type="checkbox"/>	<input type="checkbox"/>	<input type="checkbox"/>	<input type="checkbox"/>	<input type="checkbox"/>	<input type="checkbox"/>	<input type="checkbox"/>	<input type="checkbox"/>	<input type="checkbox"/>	<input type="checkbox"/>	<input type="checkbox"/>	<input type="checkbox"/>	<input type="checkbox"/>	<input type="checkbox"/>	<input type="checkbox"/>	<input type="checkbox"/>	<input type="checkbox"/>	<input type="checkbox"/>	<input type="checkbox"/>
				Post Paint:	<input type="checkbox"/>	<input type="checkbox"/>	<input type="checkbox"/>	<input type="checkbox"/>	<input type="checkbox"/>	<input type="checkbox"/>	<input type="checkbox"/>	<input type="checkbox"/>	<input type="checkbox"/>	<input type="checkbox"/>	<input type="checkbox"/>	<input type="checkbox"/>	<input type="checkbox"/>	<input type="checkbox"/>	<input type="checkbox"/>	<input type="checkbox"/>	<input type="checkbox"/>	<input type="checkbox"/>	<input type="checkbox"/>	<input type="checkbox"/>	<input type="checkbox"/>	<input type="checkbox"/>	<input type="checkbox"/>	<input type="checkbox"/>	<input type="checkbox"/>
B Hex 32"	1	195	737.1	Deck Paint:	<input type="checkbox"/>	<input type="checkbox"/>	<input type="checkbox"/>	<input type="checkbox"/>	<input type="checkbox"/>	<input type="checkbox"/>	<input type="checkbox"/>	<input type="checkbox"/>	<input type="checkbox"/>	<input type="checkbox"/>	<input type="checkbox"/>	<input type="checkbox"/>	<input type="checkbox"/>	<input type="checkbox"/>	<input type="checkbox"/>	<input type="checkbox"/>	<input type="checkbox"/>	<input type="checkbox"/>	<input type="checkbox"/>	<input type="checkbox"/>	<input type="checkbox"/>	<input type="checkbox"/>	<input type="checkbox"/>		
				Post Paint:	<input type="checkbox"/>	<input type="checkbox"/>	<input type="checkbox"/>	<input type="checkbox"/>	<input type="checkbox"/>	<input type="checkbox"/>	<input type="checkbox"/>	<input type="checkbox"/>	<input type="checkbox"/>	<input type="checkbox"/>	<input type="checkbox"/>	<input type="checkbox"/>	<input type="checkbox"/>	<input type="checkbox"/>	<input type="checkbox"/>	<input type="checkbox"/>	<input type="checkbox"/>	<input type="checkbox"/>	<input type="checkbox"/>	<input type="checkbox"/>	<input type="checkbox"/>	<input type="checkbox"/>	<input type="checkbox"/>	<input type="checkbox"/>	
				Manifold Paint:	<input type="checkbox"/>	<input type="checkbox"/>	<input type="checkbox"/>	<input type="checkbox"/>	<input type="checkbox"/>	<input type="checkbox"/>	<input type="checkbox"/>	<input type="checkbox"/>	<input type="checkbox"/>	<input type="checkbox"/>	<input type="checkbox"/>	<input type="checkbox"/>	<input type="checkbox"/>	<input type="checkbox"/>	<input type="checkbox"/>	<input type="checkbox"/>	<input type="checkbox"/>	<input type="checkbox"/>	<input type="checkbox"/>	<input type="checkbox"/>	<input type="checkbox"/>	<input type="checkbox"/>	<input type="checkbox"/>	<input type="checkbox"/>	<input type="checkbox"/>
C Hex 56"	1	n/a	n/a	Deck Paint:	<input type="checkbox"/>	<input type="checkbox"/>	<input type="checkbox"/>	<input type="checkbox"/>	<input type="checkbox"/>	<input type="checkbox"/>	<input type="checkbox"/>	<input type="checkbox"/>	<input type="checkbox"/>	<input type="checkbox"/>	<input type="checkbox"/>	<input type="checkbox"/>	<input type="checkbox"/>	<input type="checkbox"/>	<input type="checkbox"/>	<input type="checkbox"/>	<input type="checkbox"/>	<input type="checkbox"/>	<input type="checkbox"/>	<input type="checkbox"/>	<input type="checkbox"/>	<input type="checkbox"/>	<input type="checkbox"/>		
				Post Paint:	<input type="checkbox"/>	<input type="checkbox"/>	<input type="checkbox"/>	<input type="checkbox"/>	<input type="checkbox"/>	<input type="checkbox"/>	<input type="checkbox"/>	<input type="checkbox"/>	<input type="checkbox"/>	<input type="checkbox"/>	<input type="checkbox"/>	<input type="checkbox"/>	<input type="checkbox"/>	<input type="checkbox"/>	<input type="checkbox"/>	<input type="checkbox"/>	<input type="checkbox"/>	<input type="checkbox"/>	<input type="checkbox"/>	<input type="checkbox"/>	<input type="checkbox"/>	<input type="checkbox"/>	<input type="checkbox"/>	<input type="checkbox"/>	
				Manifold Paint:	<input type="checkbox"/>	<input type="checkbox"/>	<input type="checkbox"/>	<input type="checkbox"/>	<input type="checkbox"/>	<input type="checkbox"/>	<input type="checkbox"/>	<input type="checkbox"/>	<input type="checkbox"/>	<input type="checkbox"/>	<input type="checkbox"/>	<input type="checkbox"/>	<input type="checkbox"/>	<input type="checkbox"/>	<input type="checkbox"/>	<input type="checkbox"/>	<input type="checkbox"/>	<input type="checkbox"/>	<input type="checkbox"/>	<input type="checkbox"/>	<input type="checkbox"/>	<input type="checkbox"/>	<input type="checkbox"/>	<input type="checkbox"/>	<input type="checkbox"/>
D Hex 64"	1	205	774.9	Deck Paint:	<input type="checkbox"/>	<input type="checkbox"/>	<input type="checkbox"/>	<input type="checkbox"/>	<input type="checkbox"/>	<input type="checkbox"/>	<input type="checkbox"/>	<input type="checkbox"/>	<input type="checkbox"/>	<input type="checkbox"/>	<input type="checkbox"/>	<input type="checkbox"/>	<input type="checkbox"/>	<input type="checkbox"/>	<input type="checkbox"/>	<input type="checkbox"/>	<input type="checkbox"/>	<input type="checkbox"/>	<input type="checkbox"/>	<input type="checkbox"/>	<input type="checkbox"/>	<input type="checkbox"/>	<input type="checkbox"/>		
				Post Paint:	<input type="checkbox"/>	<input type="checkbox"/>	<input type="checkbox"/>	<input type="checkbox"/>	<input type="checkbox"/>	<input type="checkbox"/>	<input type="checkbox"/>	<input type="checkbox"/>	<input type="checkbox"/>	<input type="checkbox"/>	<input type="checkbox"/>	<input type="checkbox"/>	<input type="checkbox"/>	<input type="checkbox"/>	<input type="checkbox"/>	<input type="checkbox"/>	<input type="checkbox"/>	<input type="checkbox"/>	<input type="checkbox"/>	<input type="checkbox"/>	<input type="checkbox"/>	<input type="checkbox"/>	<input type="checkbox"/>	<input type="checkbox"/>	
				Manifold Paint:	<input type="checkbox"/>	<input type="checkbox"/>	<input type="checkbox"/>	<input type="checkbox"/>	<input type="checkbox"/>	<input type="checkbox"/>	<input type="checkbox"/>	<input type="checkbox"/>	<input type="checkbox"/>	<input type="checkbox"/>	<input type="checkbox"/>	<input type="checkbox"/>	<input type="checkbox"/>	<input type="checkbox"/>	<input type="checkbox"/>	<input type="checkbox"/>	<input type="checkbox"/>	<input type="checkbox"/>	<input type="checkbox"/>	<input type="checkbox"/>	<input type="checkbox"/>	<input type="checkbox"/>	<input type="checkbox"/>	<input type="checkbox"/>	<input type="checkbox"/>
E Hex 96"	1	245	926.1	Deck Paint:	<input type="checkbox"/>	<input type="checkbox"/>	<input type="checkbox"/>	<input type="checkbox"/>	<input type="checkbox"/>	<input type="checkbox"/>	<input type="checkbox"/>	<input type="checkbox"/>	<input type="checkbox"/>	<input type="checkbox"/>	<input type="checkbox"/>	<input type="checkbox"/>	<input type="checkbox"/>	<input type="checkbox"/>	<input type="checkbox"/>	<input type="checkbox"/>	<input type="checkbox"/>	<input type="checkbox"/>	<input type="checkbox"/>	<input type="checkbox"/>	<input type="checkbox"/>	<input type="checkbox"/>	<input type="checkbox"/>		
				Post Paint:	<input type="checkbox"/>	<input type="checkbox"/>	<input type="checkbox"/>	<input type="checkbox"/>	<input type="checkbox"/>	<input type="checkbox"/>	<input type="checkbox"/>	<input type="checkbox"/>	<input type="checkbox"/>	<input type="checkbox"/>	<input type="checkbox"/>	<input type="checkbox"/>	<input type="checkbox"/>	<input type="checkbox"/>	<input type="checkbox"/>	<input type="checkbox"/>	<input type="checkbox"/>	<input type="checkbox"/>	<input type="checkbox"/>	<input type="checkbox"/>	<input type="checkbox"/>	<input type="checkbox"/>	<input type="checkbox"/>	<input type="checkbox"/>	
				Manifold Paint:	<input type="checkbox"/>	<input type="checkbox"/>	<input type="checkbox"/>	<input type="checkbox"/>	<input type="checkbox"/>	<input type="checkbox"/>	<input type="checkbox"/>	<input type="checkbox"/>	<input type="checkbox"/>	<input type="checkbox"/>	<input type="checkbox"/>	<input type="checkbox"/>	<input type="checkbox"/>	<input type="checkbox"/>	<input type="checkbox"/>	<input type="checkbox"/>	<input type="checkbox"/>	<input type="checkbox"/>	<input type="checkbox"/>	<input type="checkbox"/>	<input type="checkbox"/>	<input type="checkbox"/>	<input type="checkbox"/>	<input type="checkbox"/>	<input type="checkbox"/>
F 3 Steps	2	n/a	n/a	Stairs Paint:	<input type="checkbox"/>	<input type="checkbox"/>	<input type="checkbox"/>	<input type="checkbox"/>	<input type="checkbox"/>	<input type="checkbox"/>	<input type="checkbox"/>	<input type="checkbox"/>	<input type="checkbox"/>	<input type="checkbox"/>	<input type="checkbox"/>	<input type="checkbox"/>	<input type="checkbox"/>	<input type="checkbox"/>	<input type="checkbox"/>	<input type="checkbox"/>	<input type="checkbox"/>	<input type="checkbox"/>	<input type="checkbox"/>	<input type="checkbox"/>	<input type="checkbox"/>	<input type="checkbox"/>			
				Handrail Paint:	<input type="checkbox"/>	<input type="checkbox"/>	<input type="checkbox"/>	<input type="checkbox"/>	<input type="checkbox"/>	<input type="checkbox"/>	<input type="checkbox"/>	<input type="checkbox"/>	<input type="checkbox"/>	<input type="checkbox"/>	<input type="checkbox"/>	<input type="checkbox"/>	<input type="checkbox"/>	<input type="checkbox"/>	<input type="checkbox"/>	<input type="checkbox"/>	<input type="checkbox"/>	<input type="checkbox"/>	<input type="checkbox"/>	<input type="checkbox"/>	<input type="checkbox"/>	<input type="checkbox"/>	<input type="checkbox"/>	<input type="checkbox"/>	
Barrier Graphics	Select On Elevations Color Choice Page																												



# VORTEX COLORS



## SEEFLOW™

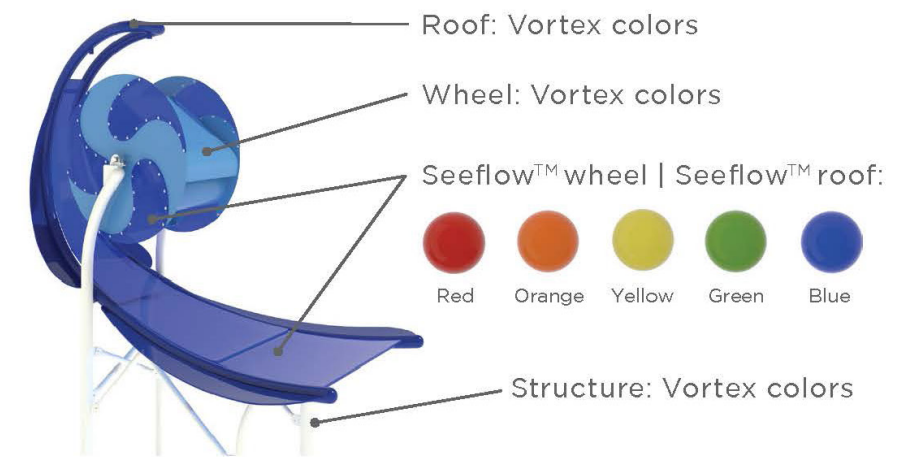


## FIBERGLASS WATERSLIDES

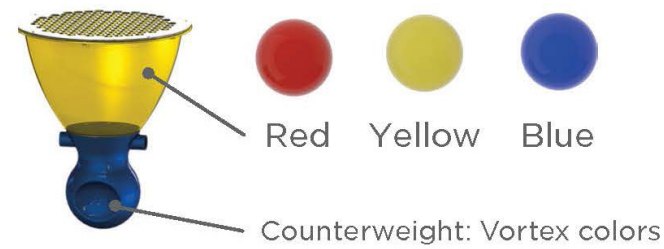
Vortex Colors



## SUPERWAVE



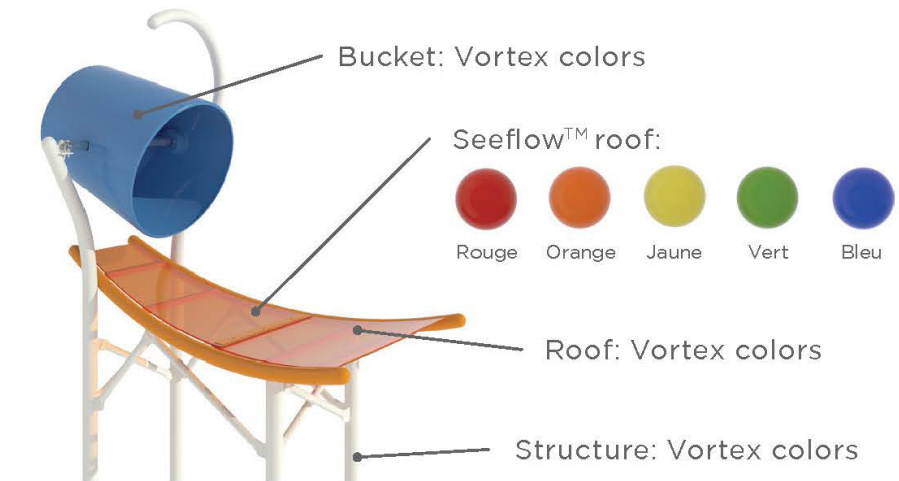
## DUMPING BELL



## HANDLE SPHERE




## SUPERSPLASH



## DUMPING FLOWER

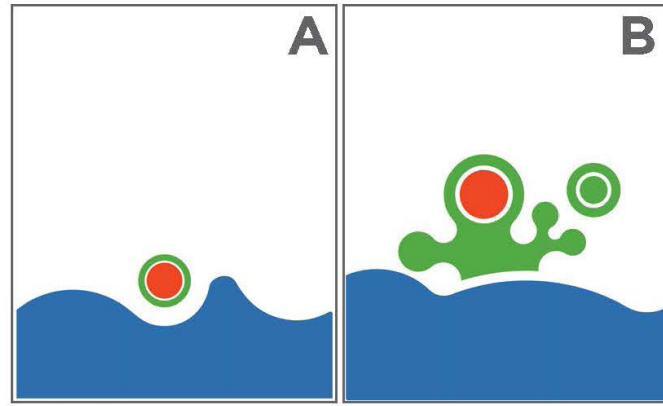
Colors as shown



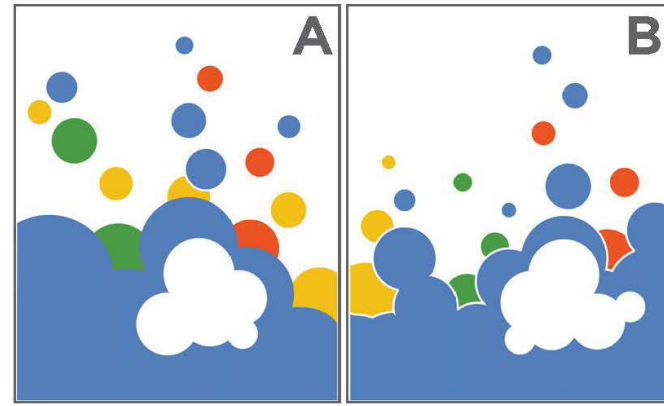
## TWIRLTEC™ & TOEGUARD™



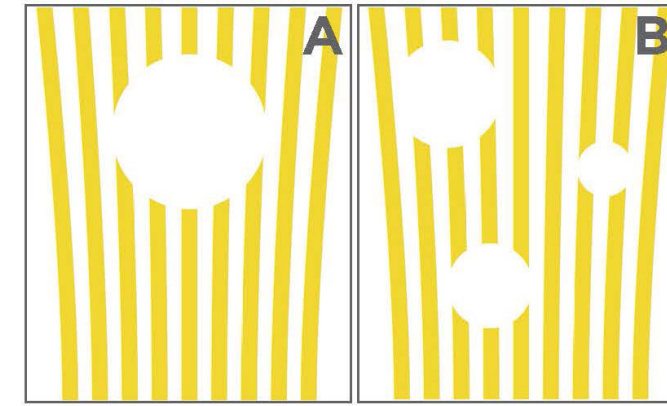
# BARRIER GRAPHICS



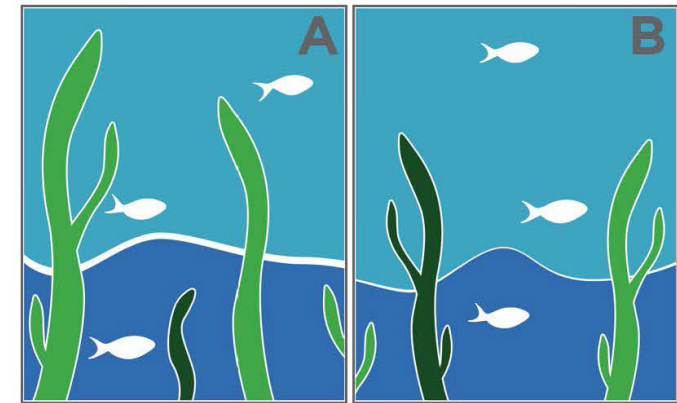
Splashie A & B



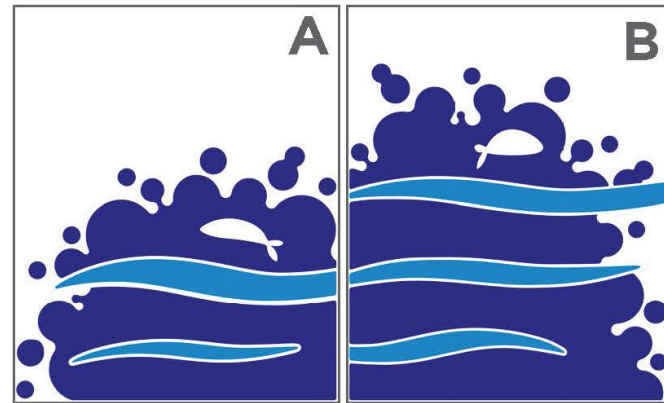
Cartoon A & B



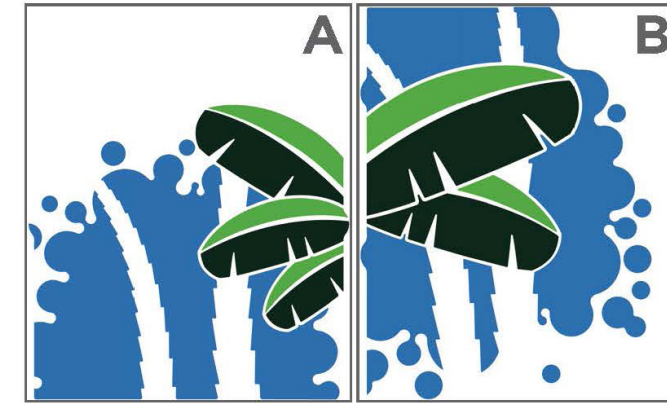
Beach cabana A & B (Yellow)



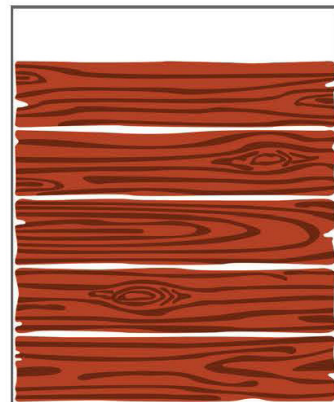
Undersea A & B




Ocean A & B




Jungle A & B



Wood A & B



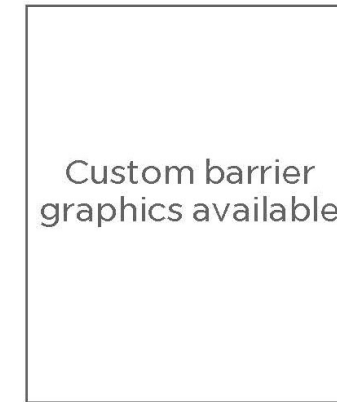
Pirate A & B


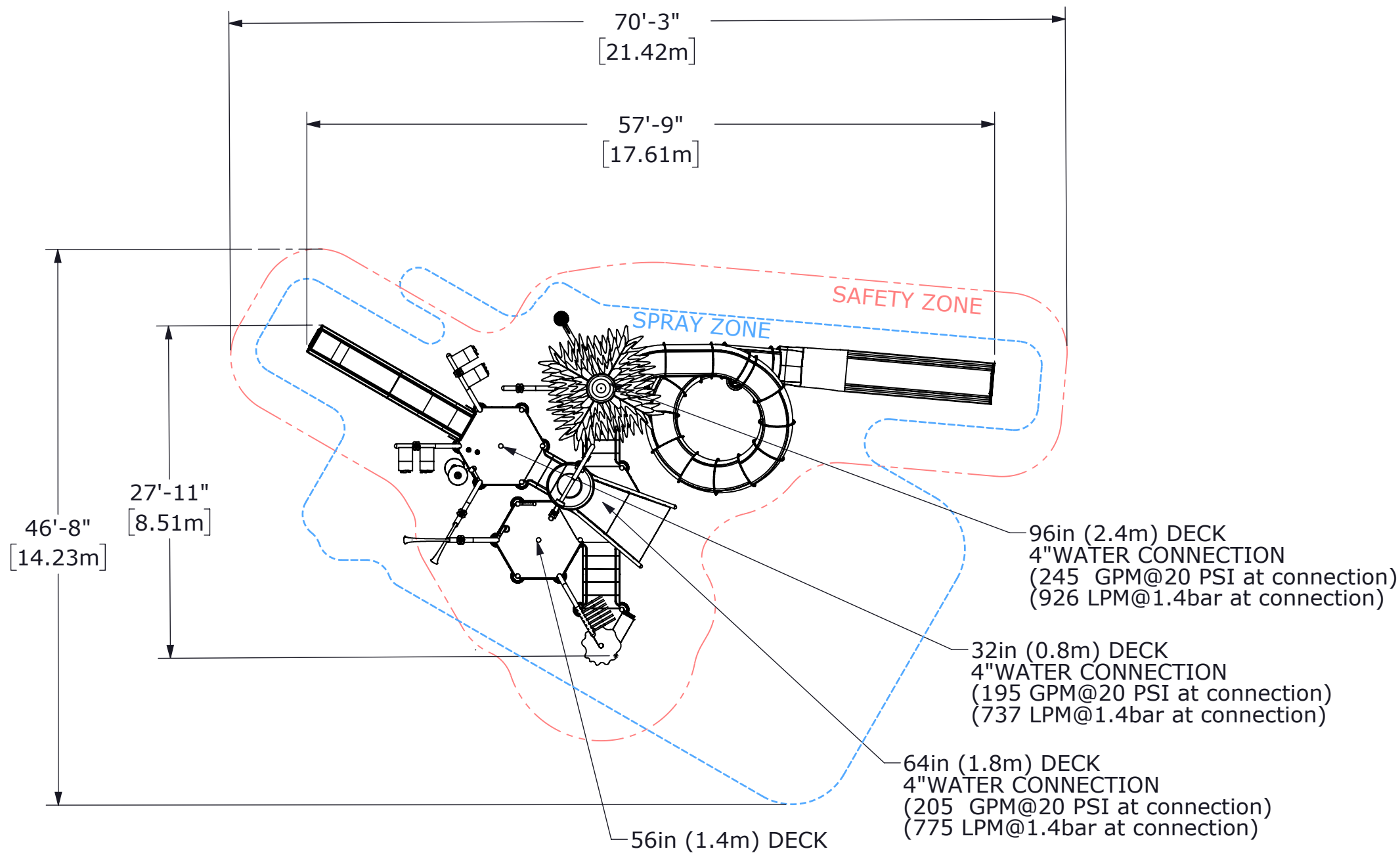


Bamboo A & B





Grass A & B



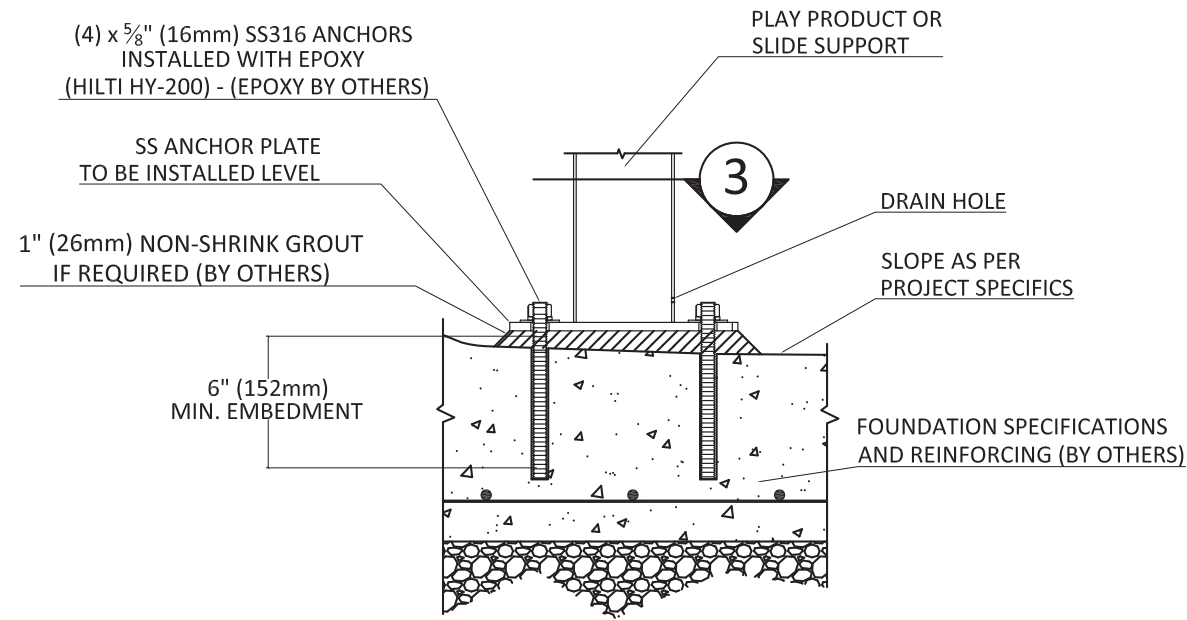


ELEVATIONS LEGEND  
Water anchors=3  
Decks=5  
Water play features=19  
Waterslides=2

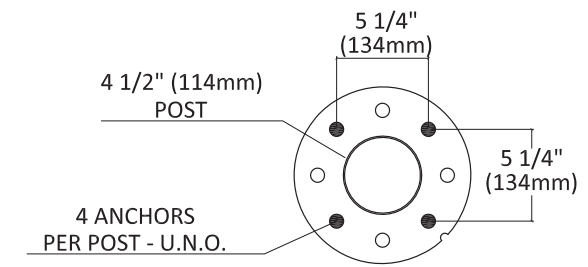


**GENERAL SPECIFICATIONS:**

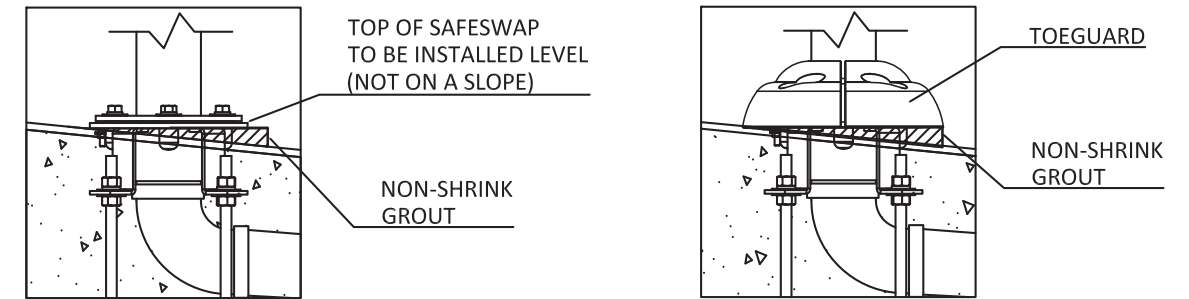
1. THESE DETAILS ARE GENERIC AND PROVIDE AN OVERVIEW OF THE SCOPE OF WORK DURING CONSTRUCTION/ INSTALLATION. REFER TO THE PROJECT FINAL INSTALLATION DRAWINGS FOR INFORMATION SPECIFIC TO YOUR PROJECT.
2. DESIGN OF CONCRETE SLAB, BY OTHERS. WE RECOMMEND AS A MINIMUM:
  - 10"-12" (250-300mm) MIN. THICKENED REINFORCED CONCRETE SLAB (U.N.O.) MIN. THICKNESS IS DEPENDANT ON MIN. ANCHOR EMBEDMENT REQUIRED.
  - UNDER ELEVATION DECKS (OFFSET OF 12" (300mm) FROM DECK EDGE
  - REINFORCED WITH #5 (15M) REBAR @ 12" (300mm) C/C BOTH WAYS
  - MIN. CONCRETE STRENGTH  $f'c = 3600\text{psi}$  (25Mpa) @ 28 DAYS
  - AIR-ENTRAINED CONCRETE (IN REGIONS SUBJECTED TO FREEZE & THAW)
  - VERIFY LOCAL CODES AND STANDARDS FOR OTHER LOCAL REQUIREMENTS
3. FOR FURTHER DETAILS AND INFORMATION, REFER TO THE INSTALLATION, OPERATION, AND MAINTENANCE MANUALS.



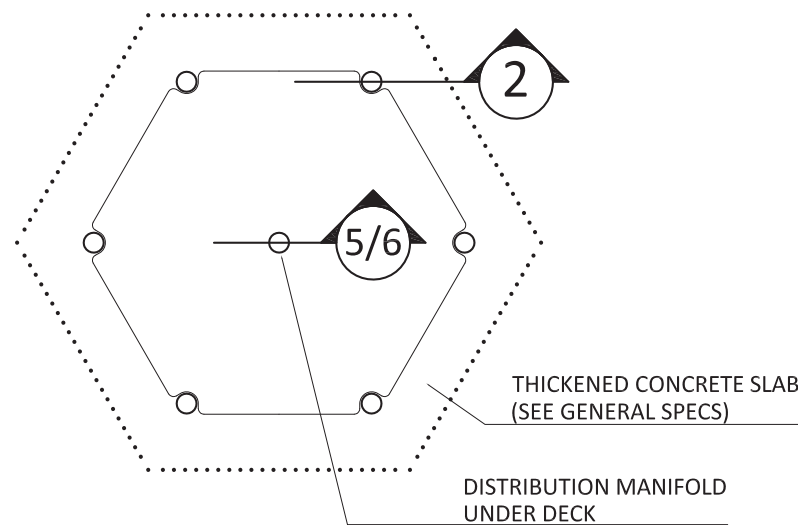
**2** POST-ANCHORED DETAIL TYP. POSTS



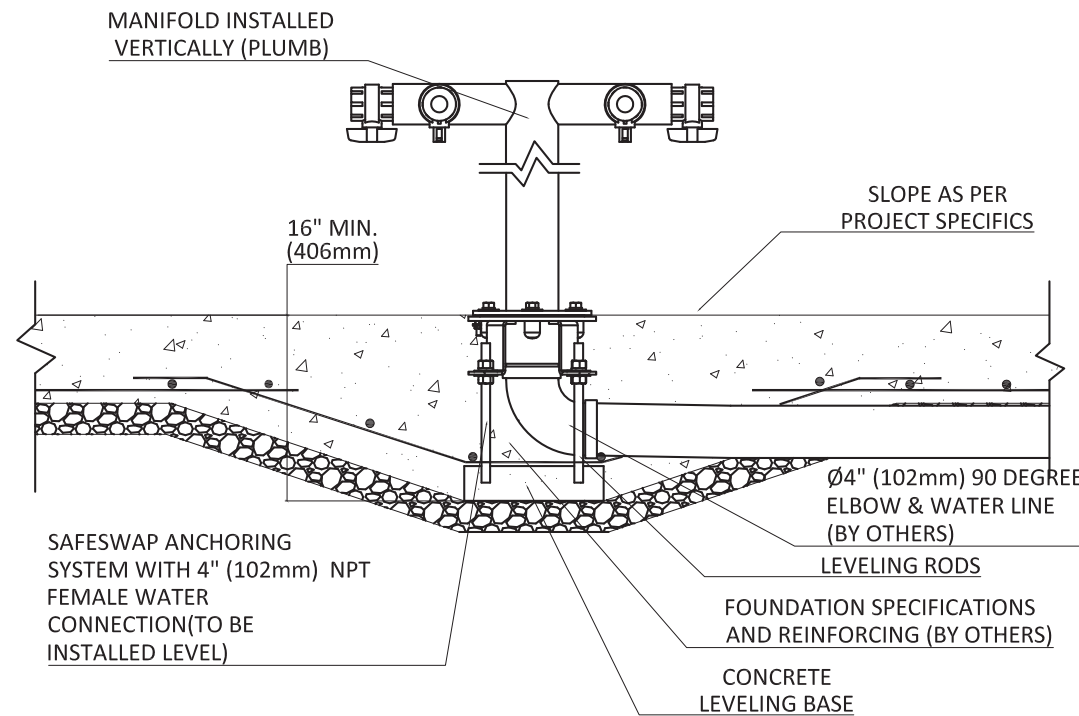
**3** TYP. BASE PLATE FOR 4" (100mm) dia. POST-ANCHORED POSTS



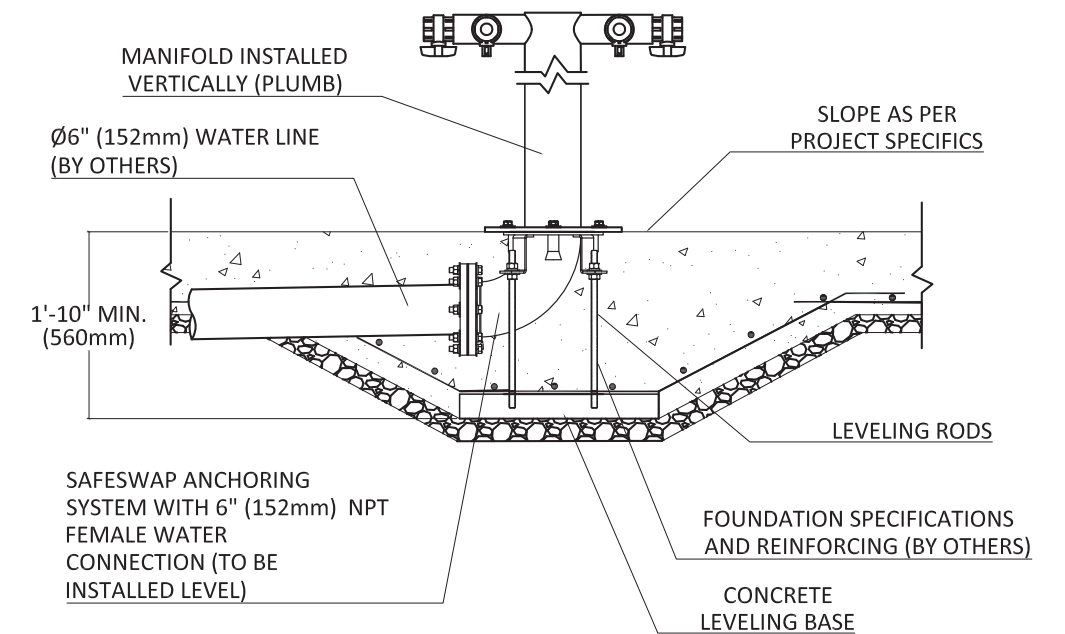
**4** TYP. DETAIL SAFESWAP ON A SLOPE



**1** PLAN VIEW - HEX DECK (ELEVATIONS)



**5** 4" (100mm) MANIFOLD SAFESWAP TYP. ANCHORING DETAIL



**6** 6" (150mm) MANIFOLD SAFESWAP TYP. ANCHORING DETAIL

## ELEVATIONS™ SIMPLIFIED MATERIALS SPECIFICATION

1. Structural Tubing: Tubing shall be type 304/304L stainless steel pipe, schedule 10 minimum and highly resistant to corrosive environments. Main support posts shall be made of 4,5" (11.4cm) stainless steel pipe.
2. Decks and Stairs: All decks & stairs shall be constructed from 12 GA (.105" [2.6mm]) minimum 304/304L stainless steel sheet perforated for better drainage. Deck and Stair protective coating shall integrate an anti-skid surface suitable for bare feet use.
3. Protective coating / Painted Finish: All stainless steel parts, except noted, shall be coated with a Super Durable grade heat-cured polyester powder coating that offers superior UV, gloss and chemical resistance; and is suitable for high traffic environments. Super Durable coating offers superior properties for long lasting durability and protection for indoor and outdoor high traffic environments compared to regular outdoor polyester powder coating and outdoor liquid coating.
4. Seeflow™ Polymer parts: Polymer plastic parts shall be constructed of Seeflow™ Polymer material exclusively developed for the aquatic play environment. It shall be a diaphanous (transparent) plastic that has a high resistance to impact, is highly resistant to vandalism, and is flame retardant. The Seeflow™ polymer shall have outstanding dimensional stability, chemical resistance, UV stability, and exceptional translucence.
5. Barrier Panels: Shall be constructed from highly resistant and durable polycarbonate material. Material shall be UV treated for maximum durability and resistance. Barrier Panels shall be designed to prevent kids from climbing and be see-through. They should be available clear or with transparent colored graphics. Barrier Panels shall be ½" (12mm) thick minimum.
6. Railing Barrier (if applicable): Shall be constructed of type 304/304L stainless steel pipes, schedule 10 minimum and highly resistant to corrosive environments. The barrier shall be safely constructed to prevent kids from climbing.
7. Below Deck Barrier: Hex Deck, Octa Deck and Stairs, without sufficient head clearance to circulate underneath, shall have see-through barrier netting to prevent people from going underneath. The netting shall be a black polyester netting with 2" inch (50mm) mesh openings. Each structure shall have a locking device to allow authorized access to valves underneath the deck.
8. Nozzles: Shall be manufactured from lead-free Brass and/or 304/304L Stainless Steel and/or Ultra-High Molecular Weight Polyethylene (UHMW) highly resistant to UV, water and corrosive environments. Nozzles shall be exempt of hazardous substances, lead or harmful chemicals.
9. Toe Guards: Shall be constructed of the colored Soft Touch Elastomer developed exclusively for the aquatic play environment in order to cover the anchoring assembly hardware from pinch points and protrusions. Toe Guards shall have flexible rubber-like characteristics, a matte highly durable and slip-resistant finish, with excellent UV and chemical resistance.
10. Children waterslides: Children waterslides under 6 feet (1.8 m) shall be molded and constructed of high quality marine-grade fiberglass using ISO polyester UV resistant gelcoat and E glass type fiber reinforcement. Slide wall thickness shall be a minimum of 0,150" (4.0mm) and 0,270" (6.9mm) for connection flanges. Children waterslides shall be offered with a landing mat exit option or a slide runout exit option according to the project. Children waterslides shall be offered in 20 different colors.
11. WaterSlides (Open flume and Close Flume): Waterslides over 6 feet (1.8 m) shall be constructed of high quality marine-grade fiberglass using ISO polyester UV resistant gelcoat and E glass type fiber reinforcement. Slide part wall thickness shall be a minimum of ¼" (6mm) and a minimum of 0.315" (8 mm) for slide flanges. The Fiber WaterSlide shall consist of an assembly of different fiberglass slide parts, mechanically assembled together, to create different slide path configurations. The Fiber WaterSlide shall be offered in different colors and shall have landing mats or an integrated slide runout ending options according to the project. Waterslides shall be offered in 20 different colors. Fiber WaterSlide over 6' (1.8m) shall be designed and manufactured in accordance with international standard ASTM F2376 or European standard EN1069-1.
12. Mounting and Assembly Hardware: All hardware shall be made of high corrosion resistance 316/316L stainless steel grade to offer the best durability and protection.
13. Safety Craftsmanship: All edges shall be machined to a rounded edge. All welds shall be smoothed, watertight and factory pressure tested. Water sprays nozzles shall be designed to prevent any protrusion or recessed. All Elevations aquatic play structures shall be designed and manufactured in accordance with Vortex Quality Management System, international industry safety standards ASTM F2461 and F2376 or European safety standard EN 13451-8 and EN 1069-1 according to the project.



**A CLEAR  
SOURCE  
OF  
FUN**