





L5-1500B | PIRATE'S DEN



HIGHLIGHTS

- Multi-level experience with low deck heights provides interaction opportunities with ground features
- Cannons rule the heights, while a spiral waterslide provides a safe getaway
- Multiple water effects on and around the structure for a total play experience
- The Supersplash bucket fills while the anticipation builds, then a whole lot of fun breaks loose!

PLAY FEATURES

-  **SLIDES**
CLOSE TUBE (1), KIDDIE SLIDE (1)
-  **WATER FEATURES COUNT**
19
-  **ICONIC FEATURE**
SUPERSPLASH
-  **CUSTOMIZE**
COLOR AND STYLE OPTIONS AVAILABLE FOR SLIDES, FEATURES, POSTS, DECKS, AND BARRIERS. (see page 22)

SPECIFICATIONS

UNIT SIZE (L/W/H)	57' 9" X 27' 11" X 23' 6" 17.6M X 8.5M X 7.2M
MIN. REQUIRED FOOTPRINT	2906 SQ.FT. / 270 SQ. M.
TOTAL ELEVATED AREA (including platforms, links and stairs)	189 SQ.FT. / 18.6 SQ.M.
TOP DECK HEIGHT	8 FT. / 2.4 M
USER CAPACITY (on and around structure)	UP TO 155 USERS
TOTAL WATER FLOW	645 GPM / 2438 LPM
TYPE OF APPLICATION	ZERO-DEPTH SPLASHPAD® POOL